
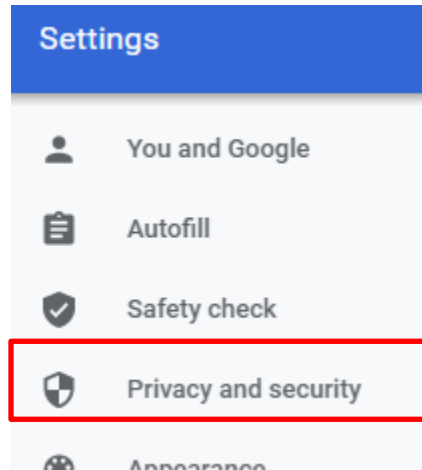
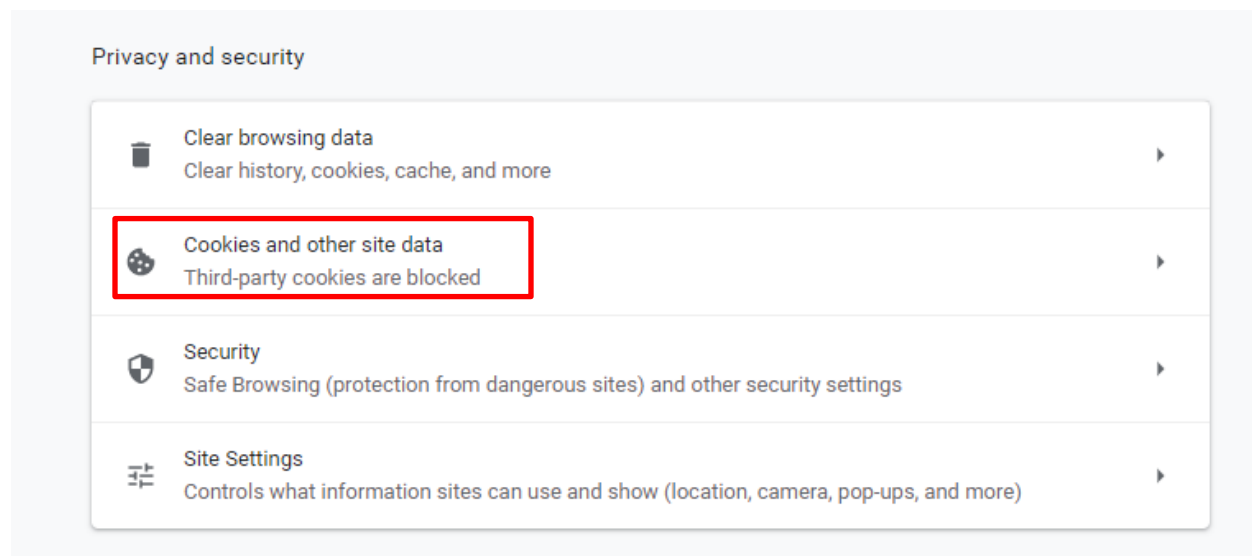


1. In Google Chrome browser, at the top right, click More  and then **Settings**.
2. At the bottom, click on **Advanced**.



3. Click on Cookies and other site data



4. Scroll down to “Sites that can always use cookies” and Click ADD

Sites that can always use cookies

Add

No sites added

5. Add both domains show in the bottom by typing them in. (Note the open and close brackets **MUST** be entered as shown at the bottom)

[*.]checkfreeweb.com


[*.]secureinternetbank.com

Sites that can always use cookies

Add

 [*.]checkfreeweb.com



 [*.]secureinternetbank.com



6. Close ALL Chrome windows and log back in.