

How to: Apply for CWI Foundation Scholarships

Achieve More

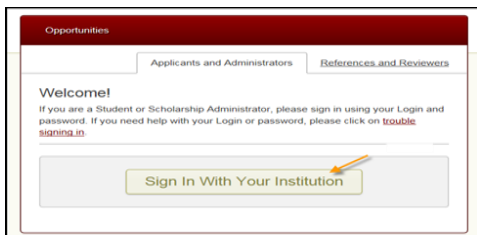
CWI Foundation Scholarships are a great way to help cover costs related to your education. Scholarships are available to CWI students who meet the eligibility requirements. Eligibility requirements may include GPA, financial need, program of study, enrollment level, etc. Completion of the CWI Foundation Scholarship Application ensures that you will be reviewed for all possible scholarship opportunities.

STEPS TO APPLY

1. Complete your FAFSA application online at <https://fafsa.ed.gov>. Select "Start a New FAFSA" for the appropriate academic year. Complete and submit.

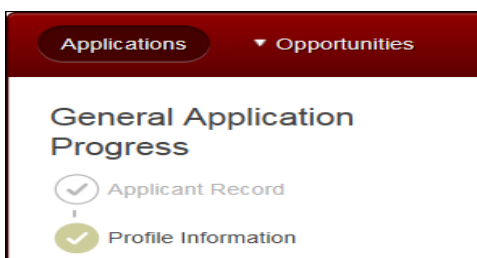
NOTE: Workforce Development students do not need to complete a FAFSA.

2. Complete the CWI Foundation Scholarship Application online at https://cwidaho.academicworks.com/users/sign_in. Use your myCWI login information.

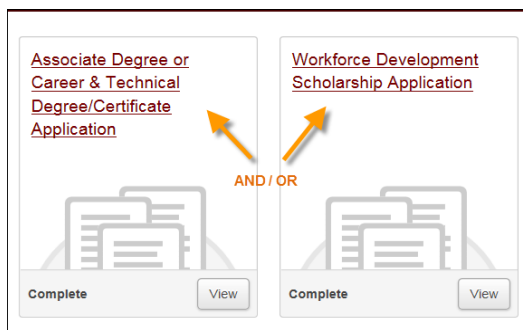


New to CWI? View the New Student Guide for help <http://cwidaho.cc/current-students/new-student-guide>

3. Complete your profile information on the General Application. Your responses will direct you to either:
 - Workforce Development Application
 - Associate Degree or Career & Technical Degree/Certificate Application, or
 - Both

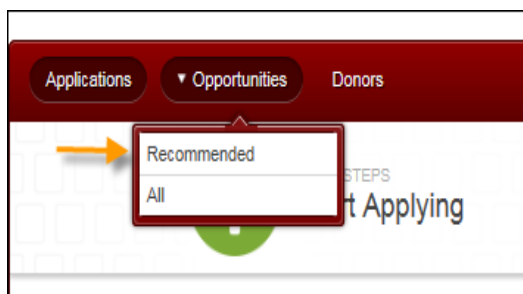


4. Complete the additional questions in the application. This is required in order to be considered for either Workforce Development Scholarships or Associate Degree or Career & Technical Degree/Certificate Scholarships, or both.



5. Once you have submitted the application, you will be provided with a list of scholarships for which you may be eligible.

- Active Opportunities:** These are scholarships for which you meet the eligibility criteria. No further action is required.
- Recommended Opportunities:** Please review the list of recommended opportunities to see if you meet the additional eligibility requirements. You will need to apply for each scholarship and provide the additional document(s) or information requested.



How to: Check My Scholarship Application Status

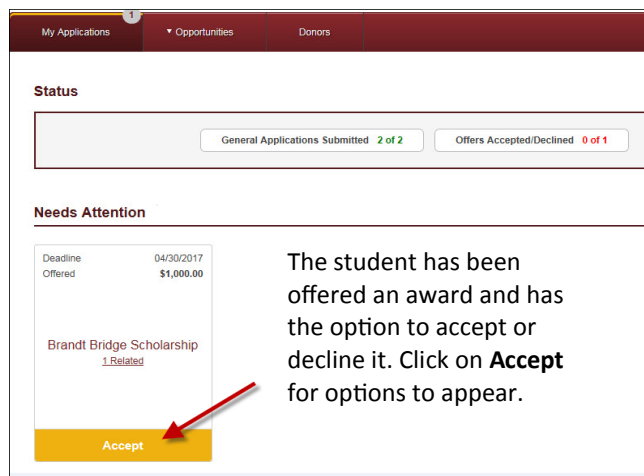
Achieve More

CHECKING MY APPLICATION STATUS

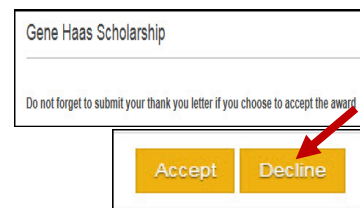
Log in to the CWI Foundation Scholarship Application site at https://cwidaho.academicworks.com/users/sign_in to view the status of the scholarship(s) you have applied for.

UNDERSTANDING MY STATUS

- DRAFTED** Application has been started but not submitted. Please complete and submit.
- SUBMITTED** Application has been successfully completed and has not yet been reviewed.
- OFFERED** Student has been selected to receive an award. Student can view award details, accept the award, and complete post-acceptance (typically submission of a thank you letter). **An email** will be sent to the student with a link. Clicking on the link will take the student directly to the accept/decline option.
- RESERVE CANDIDATE** Student was not selected in the first round of awarding. Student will be amongst the first considered, if additional funding becomes available.
- NOT-SELECTED** Student was not selected for this specific scholarship. This could change, if additional funding becomes available.



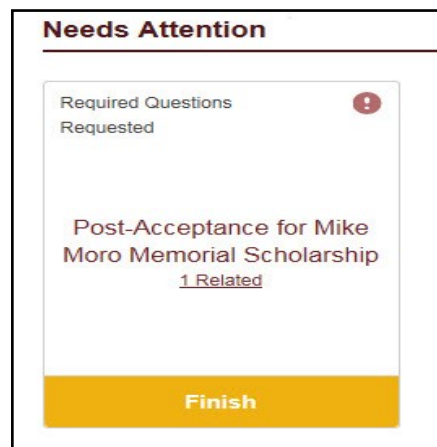
If you would like to decline the scholarship, select decline.



SCHOLARSHIP RECIPIENTS

Students who have been offered and have accepted a scholarship must submit a thank you letter for each scholarship offered. After the acceptance of the scholarship, the student can view the award in myCWI within five business days.

A thank you letter must be submitted through the CWI Foundation Scholarship Application site for each scholarship offered and accepted.



NOTE: You have the option to save and return to the thank you letter at a later time (drafted status). Please be sure to submit the thank you letter and verify submitted status. This step is required in order to receive your scholarship(s).